



www.gst.uk.com
info@gst.uk.com

Intelligent Dual Heat Detector I-9103



Features and Benefits

Dual fixed temperature heat detector. Combining both fixed temperature and rate of rise heat detection in a single sensor. As standard the fixed temperature is set to 66°C while the rate of rise is set to 6°C in one minute.

The rate of rise function can be switched off and the fixed temperature can be adjusted between 54 and 74 degrees C

1. Built in 8 bit microprocessor
2. Algorithm maps for false alarm rejection
3. Analogue sensing
4. Secure and speedy communication
5. Drift compensation
6. Self diagnosis and history log
7. Electronically addressed
8. Twin LED for 360° vision
9. Low profile design
10. Built-in remote indicator
11. Fixed temperature response is adjustable via hand held programming tools.

Description

This detector is extremely reliable for application in places where may have high dust levels or smokey environments, making a normal smoke detector unsuitable, for example boiler/plant room, cars parks, kitchen, loading bays, furnace/kiln rooms.

Meets the sensitivity requirement of EN 54 part 5 and part 6 European Standard and approved by Loss Prevention Certificate Board (LCPB).

Aesthetically pleasing with a low profile design, unobtrusive to complement modern building designs. The unit incorporates an intelligent processor that provides Algorithm map, Built-in A/D converter, Drift compensation, Self Diagnosis and history log.

Secure and speedy communication through the on board processor enables the detector to make its own decision, resulting in greater automation. The sensor and the panels utilized fuzzy logic providing an almost limitless cause and effect scenarios.

The integral microprocessor analysis the digital signal converted from analogue Electronic addressing can be done through Handhold Programming device (P-9910), purchased separately.

Technical Specifications

- Standard: EN54-part5/ part6
- Approval: LPCB,CE
- Protection rating: IP 22
- Operating voltage: 24Vdc Loop voltage
- Operating Current:
 - Standby Current 0.8mA
 - Alarm Current 1.4mA
- Operating temperature: -10°C to +80°C
- Fixed Temperature adjustments: between 54°C to 80°C
- Relative humidity: 95%
- Application: Indoor use
- Detecting range: 30 sqm for normal area; and 20 sqm for high risk
- Field Programmable sensitivity: 3 level
- Visual Indicator: twin LED, Red (lit steady when alarm, 3 sec interval blinking at normal state)
- Material and colour: ABS, off-white
- Wiring: 1 pair non polarized
- Dimensions: diameter 10cm; height 5cm

GST England Lion Court, Staunton Harold Hall, Melbourne Road, Ashby de la Zouch, Leicestershire, England LE65 1RT Tel: +44 1283 225 478 Fax: +44 1283 220 690

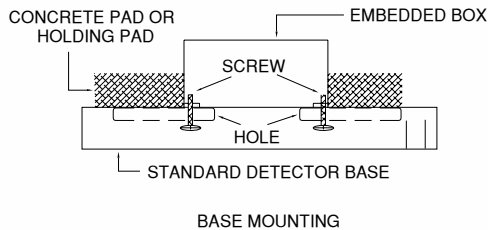
GST Dubai ZA04, Jebel Ali Free Zone, P.O.Box 17998, Dubai UAE
Tel: +971 (0)4 8833 050 Fax: +971 (0)4 8833 053

GST China 80, Changjiang East Road, Economic & Technology Development Zone Qinhuangdao, Hebei, China Tel: +86(0)335 850 2383 Fax: +86 (0)335 850 7588

Intelligent Dual Heat Detector I-9103

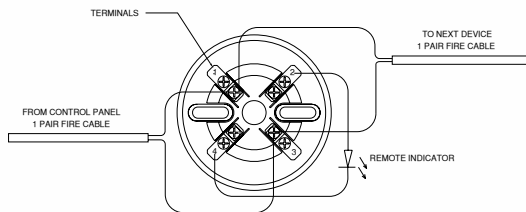
Mounting Standard Base

The detector is mounted using our standard base DZ-03. Multiple-direction design allows easy direction adjustment. Suitable for surface mount only, mount on embedded box; 1gang UK standard.



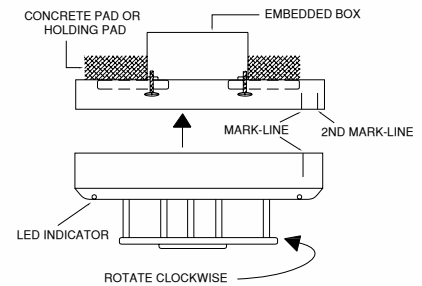
Wiring and Connection

Connect the wires to the required terminal according to the wiring diagram below; terminal 1 and 3 for the loop; connection of remote indicator output is on terminals 2 and 4. The cable must be fire rated type and the size depends on the distance and application. Minimum size gauge 1.0mm² (18 AWG)



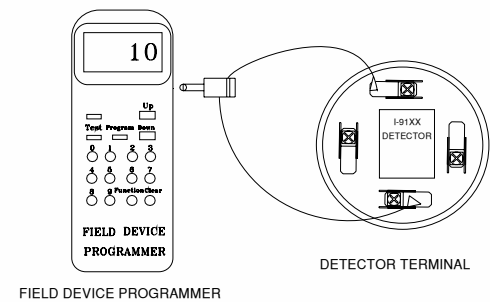
Detector Installation

The Intelligent Dual Heat Detector should be installed in compliance with all local codes having a jurisdiction in your area or NFPA 72 National Fire Alarm Code, NFPA 70 National Electrical Code, BS 5389 and EN54. Before installation verify the proper wiring and base are firmly mounted to prevent detector damage before the installation. Point the detector in the base by the mark-line and secure the detector in that position by rotating it clockwise until it reaches the next mark line.



Programming

The address of the detector and sensitivity can be programmed using GST handhold programmer (P-9910), purchased separately. Connect the two wires of the handheld programmer to terminals 1 and 3 of the detector.



Selection of compatible Control Panels

Compatible with all GST Intelligent Fire Alarm Panels GST 100, GST 200, GST 5000, and GST 9000.

Ordering Information:

Part No	Description	Weight /Kg	Pack Qty per Box
I-9103	Intelligent Dual Heat Detector with Remote Indicator Output	0.123	120
DZ-03	Standard Detector Base	0.050	360



Note: Specifications are subject to change without notice

GST England Lion Court, Staunton Harold Hall, Melbourne Road, Ashby de la Zouch, Leicestershire, England LE65 1RT Tel: +44 1283 225 478 Fax: +44 1283 220 690

GST Dubai ZA04, Jebel Ali Free Zone, P.O.Box 17998, Dubai UAE Tel: +971 (0)4 8833 050 Fax: +971 (0)4 8833 053

GST China 80, Changjiang East Road, Economic & Technology Development Zone Qinhuangdao, Hebei, China Tel: +86(0)335 850 2383 Fax: +86 (0)335 850 7588



www.gst.uk.com
info@gst.uk.com